



# SHRI DHARMASTHALA MANJUNATHESHWARA COLLEGE OF BUSINESS MANAGEMENT

MANGALURU – 575 003 (DAKSHINA KANNADA)

Office : 0824-2494186  
Principal : 0824-2496980

NAAC Reaccredited (2023)  
with 'A' Grade

Fax : 0824-2494186  
Email : [sdmcbm@sdmcbm.ac.in](mailto:sdmcbm@sdmcbm.ac.in)  
Website : [www.sdm.ac.in](http://www.sdm.ac.in)

## EMPLOYERS FEEDBACK ON CURRICULUM 2022-23 ACTION TAKEN REPORT

### Subject Knowledge

Feedback Analysis	Action Taken								
<p>A pie chart illustrating the distribution of employer feedback on subject knowledge. The chart is divided into three segments: a large dark grey segment for 'Excellent' at 46.2%, a slightly smaller dark grey segment for 'Good' at 46.8%, and a small light grey segment for 'Fair' at 6.0%. A legend to the right of the chart identifies the colors: dark grey for 'Excellent', medium grey for 'Good', and light grey for 'Fair'.</p> <table border="1"><thead><tr><th>Category</th><th>Percentage</th></tr></thead><tbody><tr><td>Excellent</td><td>46.2%</td></tr><tr><td>Good</td><td>46.8%</td></tr><tr><td>Fair</td><td>6.0%</td></tr></tbody></table>	Category	Percentage	Excellent	46.2%	Good	46.8%	Fair	6.0%	Majority of the of the employers opined that the subject knowledge of their employees is excellent. In addition to the syllabus prescribed by the affiliating university, college also offers short-term courses in order to inculcate diverse subject knowledge.
Category	Percentage								
Excellent	46.2%								
Good	46.8%								
Fair	6.0%								

### Problem solving and communication skills

Feedback Analysis	Action Taken								
<p>A pie chart illustrating the distribution of employer feedback on problem-solving and communication skills. The chart is divided into two segments: a large dark grey segment for 'Excellent' at 65.4%, and a smaller dark grey segment for 'Good' at 34.6%. There is no visible segment for 'Fair'. A legend to the right of the chart identifies the colors: dark grey for 'Excellent', medium grey for 'Good', and light grey for 'Fair'.</p> <table border="1"><thead><tr><th>Category</th><th>Percentage</th></tr></thead><tbody><tr><td>Excellent</td><td>65.4%</td></tr><tr><td>Good</td><td>34.6%</td></tr><tr><td>Fair</td><td>0.0%</td></tr></tbody></table>	Category	Percentage	Excellent	65.4%	Good	34.6%	Fair	0.0%	65.4% of the employers opined that the Problem solving and communication skills of their employees is excellent. Associations are directed to organize more such programmes to improve these skills among students.
Category	Percentage								
Excellent	65.4%								
Good	34.6%								
Fair	0.0%								



### Inclination to learn new skills

Feedback Analysis	Action Taken
<p>A pie chart illustrating the feedback analysis for 'Inclination to learn new skills'. The chart is divided into three segments: 'Excellent' at 62.1%, 'Good' at 37.9%, and 'Fair' at 0%. A legend to the right of the chart identifies the colors: Excellent (dark grey), Good (medium grey), and Fair (light grey).</p>	<p>Majority of the employers state that the inclination to learn new skills among their employees is excellent. Faculties are directed to assign innovative work such as assignments etc. in order to learn new skills.</p>

### Punctuality and discipline


Feedback Analysis	Action Taken
<p>A pie chart illustrating the feedback analysis for 'Punctuality and discipline'. The chart is divided into three segments: 'Excellent' at 80.8%, 'Good' at 19.2%, and 'Fair' at 0%. A legend to the right of the chart identifies the colors: Excellent (dark grey), Good (medium grey), and Fair (light grey).</p>	<p>Most of the employers have excellent feedback about the punctuality and discipline of their employees.</p>

### Dedication and sincerity in the workplace


Feedback Analysis	Action Taken
<p>A pie chart illustrating the feedback analysis for 'Dedication and sincerity in the workplace'. The chart is divided into three segments: 'Excellent' at 80.8%, 'Good' at 19.2%, and 'Fair' at 0%. A legend to the right of the chart identifies the colors: Excellent (dark grey), Good (medium grey), and Fair (light grey).</p>	<p>The dedication and sincerity in the workplace of the employees is found to be excellent by the employers. Staff members are directed to insist on hard work and sincerity.</p>




### Relationship with peers/seniors/juniors

Feedback Analysis	Action Taken
 <p>69.2%</p> <p>28.8%</p> <p>2.0%</p> <ul style="list-style-type: none"> <li>● Excellent</li> <li>● Good</li> <li>● Fair</li> </ul>	<p>Majority of the employers opined that the relationship with peers/seniors/juniors of their employees is excellent. Staff members are directed to assign group work inculcate dynamism and team spirit.</p>

### The syllabus has good balance between theory and application


Feedback Analysis	Action Taken
 <p>63.8%</p> <p>36.2%</p> <p>0.0%</p> <ul style="list-style-type: none"> <li>● Excellent</li> <li>● Good</li> <li>● Fair</li> </ul>	<p>Majority of the employers sate that the syllabus has excellent balance between theory and application. It is decided to continue the practice of organizing several skill enhancement activities, extension activities, organizing fests etc.</p>

### Ability to contribute to achieve the goals and objectives of the organisation

Feedback Analysis	Action Taken
 <p>61.5%</p> <p>38.5%</p> <p>0.0%</p> <ul style="list-style-type: none"> <li>● Excellent</li> <li>● Good</li> <li>● Fair</li> </ul>	<p>It is observed that majority of the employers conveyed that the ability to contribute to achieve the goals and objectives of the organisation by their employees is Excellent.</p>



## Overall satisfaction with employee's performance

Feedback Analysis	Action Taken								
 <p>A pie chart illustrating the distribution of feedback responses. The largest segment, representing 'Excellent' feedback, is 80.8%. The 'Good' segment is 17.5%, and the 'Fair' segment is 1.7%. A legend to the right of the chart identifies the categories: a dark grey circle for 'Excellent', a medium grey circle for 'Good', and a light grey circle for 'Fair'.</p> <table border="1"><thead><tr><th>Category</th><th>Percentage</th></tr></thead><tbody><tr><td>Excellent</td><td>80.8%</td></tr><tr><td>Good</td><td>17.5%</td></tr><tr><td>Fair</td><td>1.7%</td></tr></tbody></table>	Category	Percentage	Excellent	80.8%	Good	17.5%	Fair	1.7%	<p>Majority of the employers have excellent opinion on overall satisfaction with employee's performance.</p>
Category	Percentage								
Excellent	80.8%								
Good	17.5%								
Fair	1.7%								



  
**Principal**  
Shri Dharmasthala Manjunatheshwara  
College of Business Management  
MANGALORE.



# SHRI DHARMASTHALA MANJUNATHESHWARA COLLEGE OF BUSINESS MANAGEMENT

MANGALURU – 575 003 (DAKSHINA KANNADA)

Office : 0824-2494186  
Principal : 0824-2496980

NAAC Reaccredited (2017)  
with 'A' Grade

Fax : 0824-2494186  
Email : [sdmcbm@sdmcbm.ac.in](mailto:sdmcbm@sdmcbm.ac.in)  
Website : [www.sdm.ac.in](http://www.sdm.ac.in)

## EMPLOYERS FEEDBACK ON CURRICULUM 2017-18 ACTION TAKEN REPORT

### Subject Knowledge

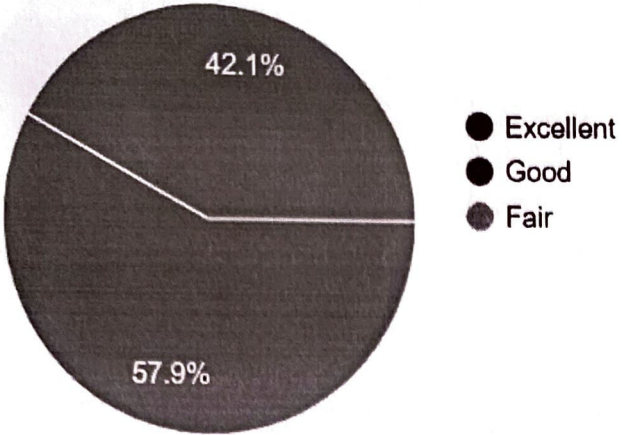
Feedback Analysis	Action Taken
<p>42.1%</p> <p>57.9%</p> <ul style="list-style-type: none"><li>● Excellent</li><li>● Good</li><li>● Fair</li></ul>	Majority of the of the employers opined that the subject knowledge of their employees is excellent. In addition to the syllabus prescribed by the affiliating university, college also offers short-term courses in order to inculcate diverse subject knowledge.

### Problem solving and communication skills

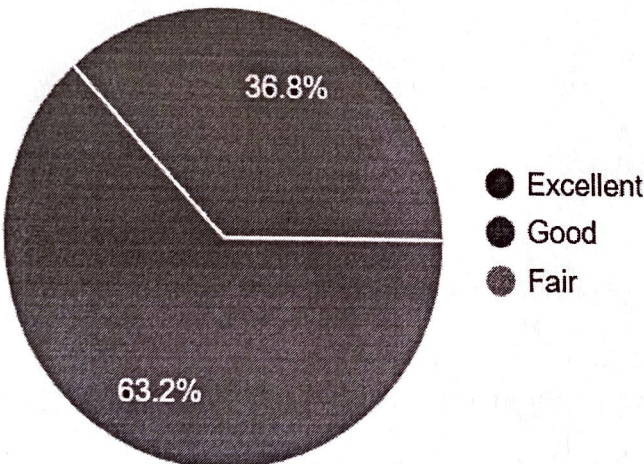
Feedback Analysis	Action Taken
<p>47.4%</p> <p>47.4%</p> <ul style="list-style-type: none"><li>● Excellent</li><li>● Good</li><li>● Fair</li></ul>	47.4% of the employers opined that the Problem solving and communication skills of their employees is excellent. Associations are directed to organize more such programmes to improve these skills among students.



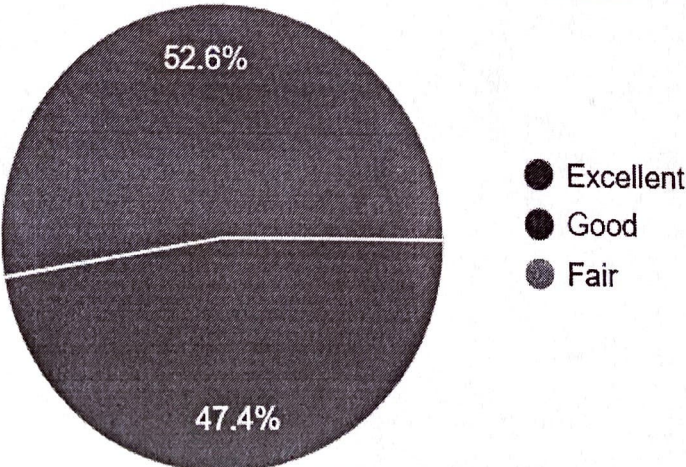
### Inclination to learn new skills

Feedback Analysis	Action Taken
 <p>42.1%</p> <p>57.9%</p> <ul style="list-style-type: none"> <li>● Excellent</li> <li>● Good</li> <li>● Fair</li> </ul>	<p>Majority of the employers state that the inclination to learn new skills among their employees is excellent. Faculties are directed to assign innovative work such as assignments etc. in order to learn new skills.</p>

### Punctuality and discipline

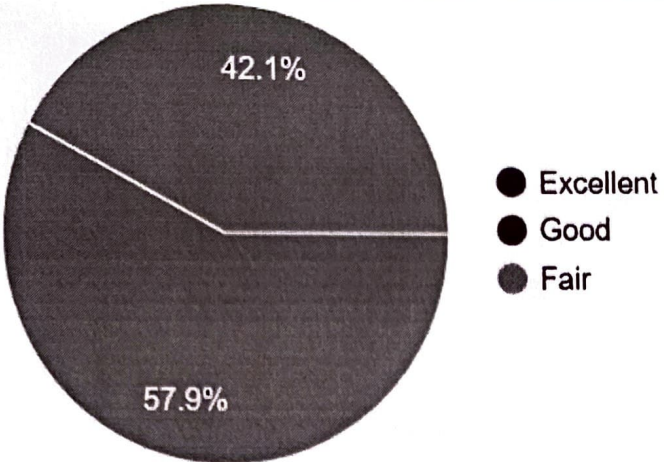
Feedback Analysis	Action Taken
 <p>36.8%</p> <p>63.2%</p> <ul style="list-style-type: none"> <li>● Excellent</li> <li>● Good</li> <li>● Fair</li> </ul>	<p>Most of the employers have excellent feedback about the punctuality and discipline of their employees.</p>

### Dedication and sincerity in the workplace

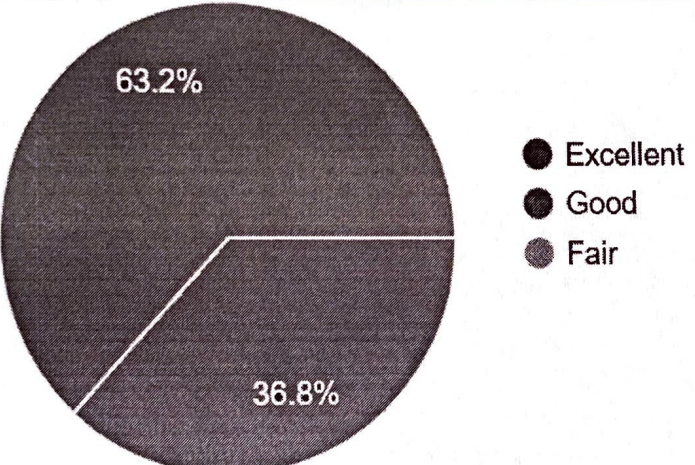
Feedback Analysis	Action Taken
 <p>52.6%</p> <p>47.4%</p> <ul style="list-style-type: none"> <li>● Excellent</li> <li>● Good</li> <li>● Fair</li> </ul>	<p>The dedication and sincerity in the workplace of the employees is found to be good by the employers. Staff members are directed to insist on hard work and sincerity.</p>



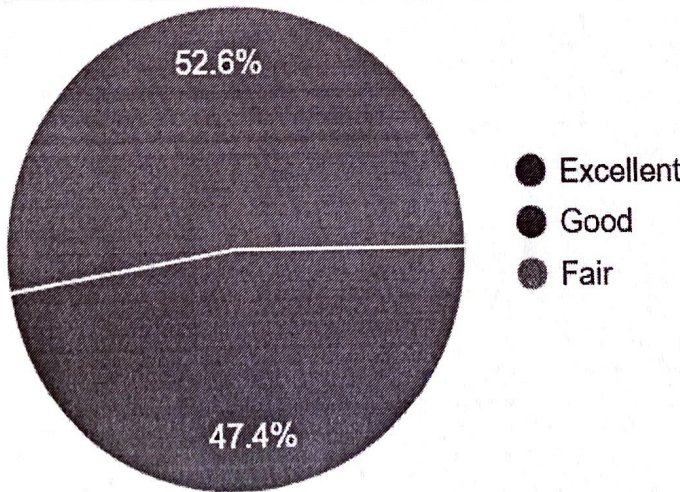
### Relationship with peers/seniors/juniors

Feedback Analysis	Action Taken
 <p>42.1%</p> <p>57.9%</p> <ul style="list-style-type: none"> <li>● Excellent</li> <li>● Good</li> <li>● Fair</li> </ul>	<p>Majority of the employers opined that the relationship with peers/seniors/juniors of their employees is excellent. Staff members are directed to assign group work inculcate dynamism and team spirit.</p>

### The syllabus has good balance between theory and application

Feedback Analysis	Action Taken
 <p>63.2%</p> <p>36.8%</p> <ul style="list-style-type: none"> <li>● Excellent</li> <li>● Good</li> <li>● Fair</li> </ul>	<p>Majority of the employers sate that the syllabus has good balance between theory and application. Hence it is decided to continue the practice of organizing several skill enhancement activities, extension activities, organizing fests etc.</p>

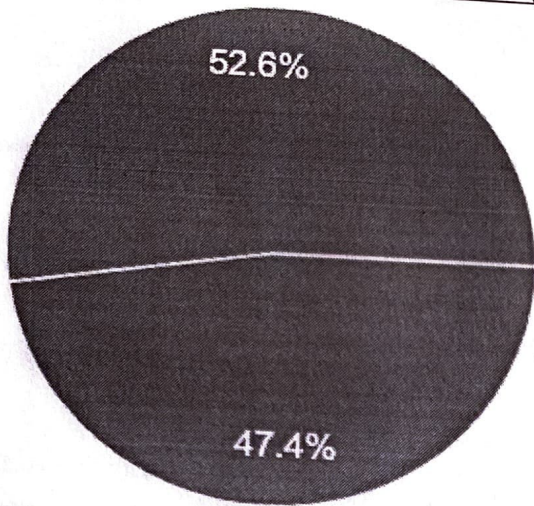
### Ability to contribute to achieve the goals and objectives of the organisation

Feedback Analysis	Action Taken
 <p>52.6%</p> <p>47.4%</p> <ul style="list-style-type: none"> <li>● Excellent</li> <li>● Good</li> <li>● Fair</li> </ul>	<p>It is observed that majority of the employers conveyed that the ability to contribute to achieve the goals and objectives of the organisation by their employees is good.</p>



# Overall satisfaction with employee's performance

## Feedback Analysis



- Excellent
- Good
- Fair

## Action Taken

Majority of the employers have good opinion on overall satisfaction with employee's performance.



Principal  
Shri Dharmasthala Manjunatheshwara  
College of Business Management  
MANGALORE.





# SHRI DHARMASTHALA MANJUNATHESHWARA COLLEGE OF BUSINESS MANAGEMENT

MANGALURU – 575 003 (DAKSHINA KANNADA)

Office : 0824-2494186  
Principal : 0824-2496980

NAAC Reaccredited (2017)  
with 'A' Grade

Fax : 0824-2494186  
Email : [sdmcbm@sdmcbm.ac.in](mailto:sdmcbm@sdmcbm.ac.in)  
Website : [www.sdm.ac.in](http://www.sdm.ac.in)

## EMPLOYERS FEEDBACK ON CURRICULUM 2018-19 ACTION TAKEN REPORT

### Subject Knowledge

Feedback Analysis	Action Taken								
<p>● Excellent ● Good ● Fair</p> <table border="1"><caption>Subject Knowledge Feedback Analysis</caption><thead><tr><th>Category</th><th>Percentage</th></tr></thead><tbody><tr><td>Excellent</td><td>69.2%</td></tr><tr><td>Good</td><td>30.8%</td></tr><tr><td>Fair</td><td>0%</td></tr></tbody></table>	Category	Percentage	Excellent	69.2%	Good	30.8%	Fair	0%	Majority of the of the employers opined that the subject knowledge of their employees is excellent. In addition to the syllabus prescribed by the affiliating university, college also offers short-term courses in order to inculcate diverse subject knowledge.
Category	Percentage								
Excellent	69.2%								
Good	30.8%								
Fair	0%								

### Problem solving and communication skills

Feedback Analysis	Action Taken								
<p>● Excellent ● Good ● Fair</p> <table border="1"><caption>Problem solving and communication skills Feedback Analysis</caption><thead><tr><th>Category</th><th>Percentage</th></tr></thead><tbody><tr><td>Excellent</td><td>61.5%</td></tr><tr><td>Good</td><td>38.5%</td></tr><tr><td>Fair</td><td>0%</td></tr></tbody></table>	Category	Percentage	Excellent	61.5%	Good	38.5%	Fair	0%	61.5 % of the employers opined that the Problem solving and communication skills of their employees is excellent. Associations are directed to organize more such programmes to improve these skills among students.
Category	Percentage								
Excellent	61.5%								
Good	38.5%								
Fair	0%								



### Inclination to learn new skills

Feedback Analysis	Action Taken
<p>53.8%</p> <p>46.2%</p> <ul style="list-style-type: none"> <li>● Excellent</li> <li>● Good</li> <li>● Fair</li> </ul>	<p>Majority of the employers state that the inclination to learn new skills among their employees is excellent. Faculties are directed to assign innovative work such as assignments etc. in order to learn new skills.</p>

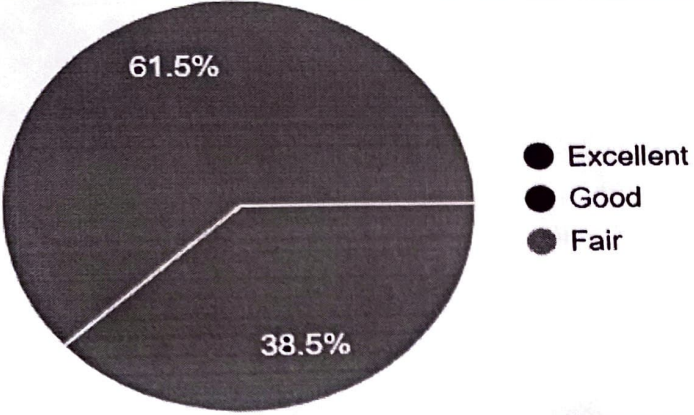
### Punctuality and discipline

Feedback Analysis	Action Taken
<p>61.5%</p> <p>38.5%</p> <ul style="list-style-type: none"> <li>● Excellent</li> <li>● Good</li> <li>● Fair</li> </ul>	<p>Most of the employers have excellent feedback about the punctuality and discipline of their employees.</p>

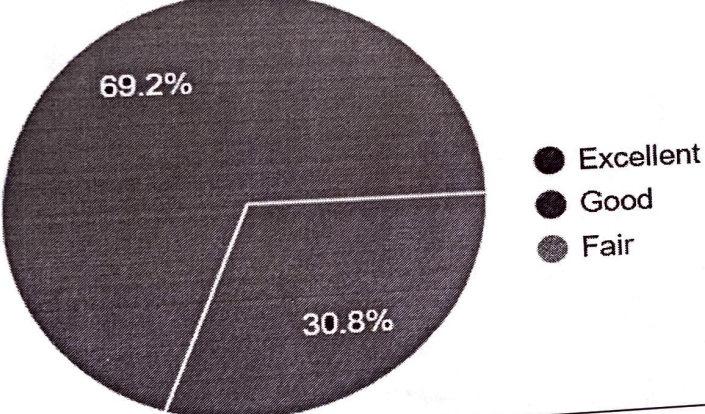
### Dedication and sincerity in the workplace

Feedback Analysis	Action Taken
<p>61.5%</p> <p>38.5%</p> <ul style="list-style-type: none"> <li>● Excellent</li> <li>● Good</li> <li>● Fair</li> </ul>	<p>The dedication and sincerity in the workplace of the employees is found to be good by the employers. Staff members are directed to insist on hard work and sincerity.</p>


**Relationship with peers/seniors/juniors**

Feedback Analysis	Action Taken
 <p>61.5%</p> <p>38.5%</p> <ul style="list-style-type: none"> <li>● Excellent</li> <li>● Good</li> <li>● Fair</li> </ul>	<p>Majority of the employers opined that the relationship with peers/seniors/juniors of their employees is excellent. Staff members are directed to assign group work inculcate dynamism and team spirit.</p>

**The syllabus has good balance between theory and application**

Feedback Analysis	Action Taken
 <p>69.2%</p> <p>30.8%</p> <ul style="list-style-type: none"> <li>● Excellent</li> <li>● Good</li> <li>● Fair</li> </ul>	<p>Majority of the employers sate that the syllabus has good balance between theory and application. Hence it is decided to continue the practice of organizing several skill enhancement activities, extension activities, organizing fests etc.</p>

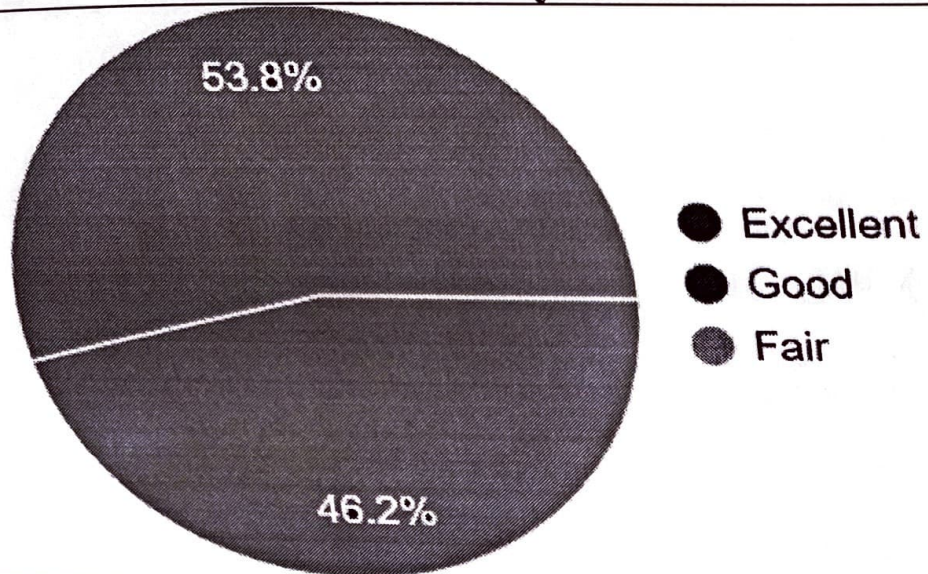
**Ability to contribute to achieve the goals and objectives of the organisation**

Feedback Analysis	Action Taken
 <p>69.2%</p> <p>30.8%</p> <ul style="list-style-type: none"> <li>● Excellent</li> <li>● Good</li> <li>● Fair</li> </ul>	<p>It is observed that majority of the employers conveyed that the ability to contribute to achieve the goals and objectives of the organisation by their employees is good.</p>



# Overall satisfaction with employee's performance

## Feedback Analysis



## Action Taken

Majority of the employers have good opinion on overall satisfaction with employee's performance.



  
Principal  
Shri Dharmasthala Manjunatheshwara  
College of Business Management  
MANGALORE



# SHRI DHARMASTHALA MANJUNATHESHWARA COLLEGE OF BUSINESS MANAGEMENT

MANGALURU – 575 003 (DAKSHINA KANNADA)

Office : 0824-2494186  
Principal : 0824-2496980

NAAC Reaccredited (2017)  
with 'A' Grade

Fax : 0824-2494186  
Email : [sdmcbm@sdmcbm.ac.in](mailto:sdmcbm@sdmcbm.ac.in)  
Website : [www.sdm.ac.in](http://www.sdm.ac.in)

## EMPLOYERS FEEDBACK ON CURRICULUM 2019-20 ACTION TAKEN REPORT

### Subject Knowledge

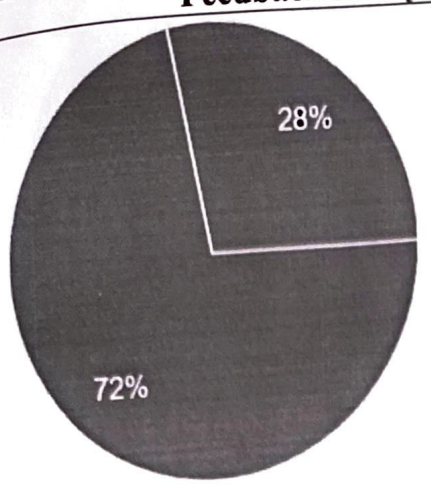
Feedback Analysis	Action Taken								
<p>A pie chart illustrating the feedback analysis for Subject Knowledge. The chart is divided into two segments: a larger dark grey segment representing 'Excellent' at 64%, and a smaller dark grey segment representing 'Good' at 36%. A legend to the right of the chart shows three categories: 'Excellent' (dark grey circle), 'Good' (medium grey circle), and 'Fair' (light grey circle). The 'Fair' category is not represented in the chart.</p> <table border="1"><thead><tr><th>Category</th><th>Percentage</th></tr></thead><tbody><tr><td>Excellent</td><td>64%</td></tr><tr><td>Good</td><td>36%</td></tr><tr><td>Fair</td><td>0%</td></tr></tbody></table>	Category	Percentage	Excellent	64%	Good	36%	Fair	0%	Majority of the of the employers opined that the subject knowledge of their employees is excellent. In addition to the syllabus prescribed by the affiliating university, college also offers short-term courses in order to inculcate diverse subject knowledge.
Category	Percentage								
Excellent	64%								
Good	36%								
Fair	0%								

### Problem solving and communication skills

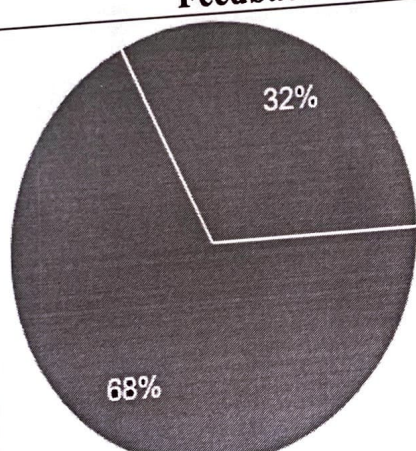
Feedback Analysis	Action Taken								
<p>A pie chart illustrating the feedback analysis for Problem solving and communication skills. The chart is divided into two segments: a larger dark grey segment representing 'Excellent' at 60%, and a smaller dark grey segment representing 'Good' at 40%. A legend to the right of the chart shows three categories: 'Excellent' (dark grey circle), 'Good' (medium grey circle), and 'Fair' (light grey circle). The 'Fair' category is not represented in the chart.</p> <table border="1"><thead><tr><th>Category</th><th>Percentage</th></tr></thead><tbody><tr><td>Excellent</td><td>60%</td></tr><tr><td>Good</td><td>40%</td></tr><tr><td>Fair</td><td>0%</td></tr></tbody></table>	Category	Percentage	Excellent	60%	Good	40%	Fair	0%	60 % of the employers opined that the Problem solving and communication skills of their employees is excellent. Associations are directed to organize more such programmes to improve these skills among students.
Category	Percentage								
Excellent	60%								
Good	40%								
Fair	0%								



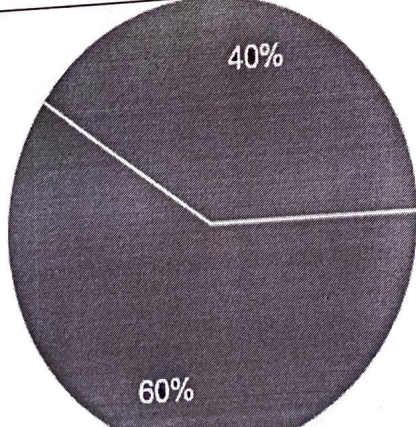
### Inclination to learn new skills

Feedback Analysis	Action Taken
 <p>72%</p> <p>28%</p> <ul style="list-style-type: none"> <li>● Excellent</li> <li>● Good</li> <li>● Fair</li> </ul>	<p>Majority of the employers state that the inclination to learn new skills among their employees is excellent. Faculties are directed to assign innovative work such as assignments etc. in order to learn new skills.</p>

### Punctuality and discipline

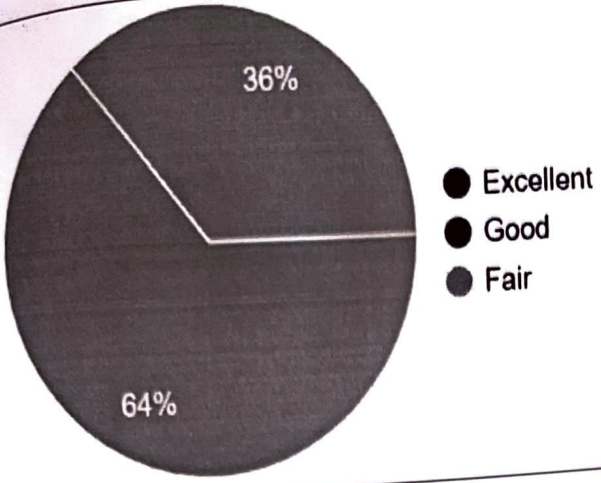
Feedback Analysis	Action Taken
 <p>68%</p> <p>32%</p> <ul style="list-style-type: none"> <li>● Excellent</li> <li>● Good</li> <li>● Fair</li> </ul>	<p>Most of the employers have excellent feedback about the punctuality and discipline of their employees.</p>

### Dedication and sincerity in the workplace

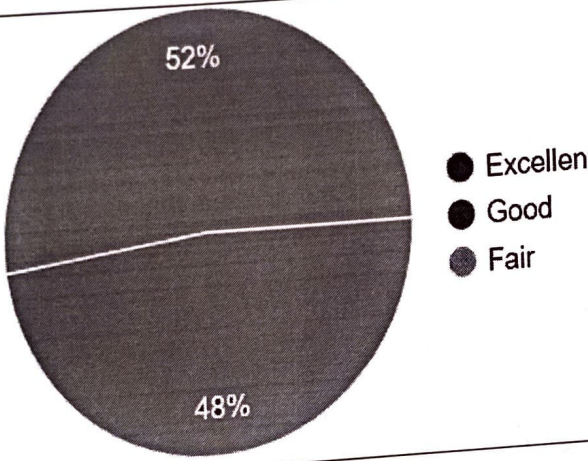
Feedback Analysis	Action Taken
 <p>60%</p> <p>40%</p> <ul style="list-style-type: none"> <li>● Excellent</li> <li>● Good</li> <li>● Fair</li> </ul>	<p>The dedication and sincerity in the workplace of the employees is found to be good by the employers. Staff members are directed to insist on hard work and sincerity.</p>



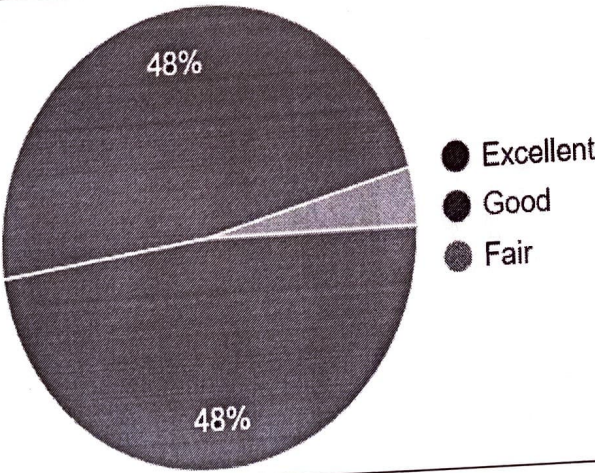
**Relationship with peers/seniors/juniors**

Feedback Analysis	Action Taken
 <p>64%</p> <p>36%</p> <ul style="list-style-type: none"> <li>● Excellent</li> <li>● Good</li> <li>● Fair</li> </ul>	<p>Majority of the employers opined that the relationship with peers/seniors/juniors of their employees is excellent. Staff members are directed to assign group work inculcate dynamism and team spirit.</p>

**The syllabus has good balance between theory and application**

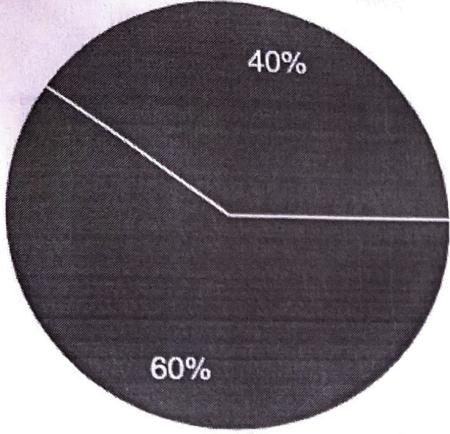
Feedback Analysis	Action Taken
 <p>52%</p> <p>48%</p> <ul style="list-style-type: none"> <li>● Excellent</li> <li>● Good</li> <li>● Fair</li> </ul>	<p>Majority of the employers sate that the syllabus has good balance between theory and application. Hence it is decided to continue the practice of organizing several skill enhancement activities, extension activities, organizing fests etc.</p>

**Ability to contribute to achieve the goals and objectives of the organisation**

Feedback Analysis	Action Taken
 <p>48%</p> <p>48%</p> <ul style="list-style-type: none"> <li>● Excellent</li> <li>● Good</li> <li>● Fair</li> </ul>	<p>It is observed that majority of the employers conveyed that the ability to contribute to achieve the goals and objectives of the organisation by their employees is good.</p>



# Overall satisfaction with employee's performance

Feedback Analysis	Action Taken								
 <p>A pie chart illustrating the distribution of feedback. The chart is divided into two segments: a larger segment representing 60% (Good) and a smaller segment representing 40% (Excellent). The 'Fair' category is not represented in the chart. A legend to the right of the chart identifies the categories: a black circle for 'Excellent', a grey circle for 'Good', and a white circle for 'Fair'.</p> <table border="1"><thead><tr><th>Category</th><th>Percentage</th></tr></thead><tbody><tr><td>Excellent</td><td>40%</td></tr><tr><td>Good</td><td>60%</td></tr><tr><td>Fair</td><td>0%</td></tr></tbody></table>	Category	Percentage	Excellent	40%	Good	60%	Fair	0%	<p>Majority of the employers have good opinion on overall satisfaction with employee's performance.</p>
Category	Percentage								
Excellent	40%								
Good	60%								
Fair	0%								



*mauve*  
**Principal**  
Shri Dharmasthala Manjunatheshwara  
College of Business Management  
MANGALORE.



# SHRI DHARMASTHALA MANJUNATHESHWARA COLLEGE OF BUSINESS MANAGEMENT

MANGALURU - 575 003 (DAKSHINA KANNADA)

Office : 0824-2494186

NAAC Reaccredited (2017)

Fax : 0824-2494186

Principal : 0824-2496980

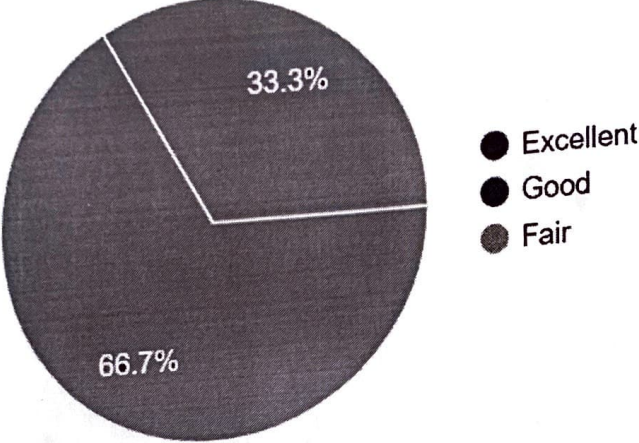
with 'A' Grade

Email : [sdmcmbm@sdmcmbm.ac.in](mailto:sdmcmbm@sdmcmbm.ac.in)

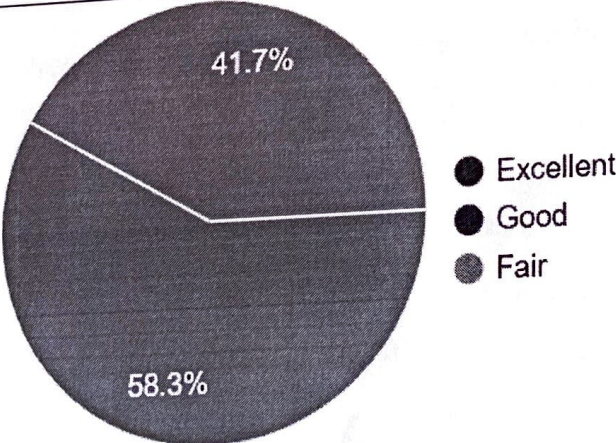
Website : [www.sdm.ac.in](http://www.sdm.ac.in)

## EMPLOYERS FEEDBACK ON CURRICULUM 2020-21 ACTION TAKEN REPORT

### Subject Knowledge

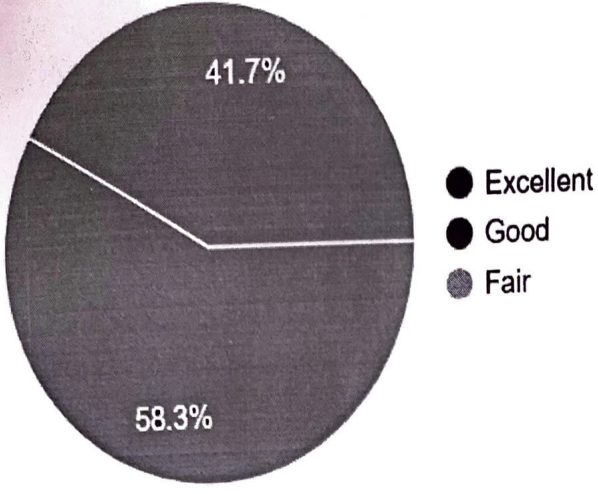
Feedback Analysis	Action Taken
 <p>● Excellent ● Good ● Fair</p>	<p>Majority of the of the employers opined that the subject knowledge of their employees is excellent. In addition to the syllabus prescribed by the affiliating university, college also offers short-term courses in order to inculcate diverse subject knowledge.</p>

### Problem solving and communication skills

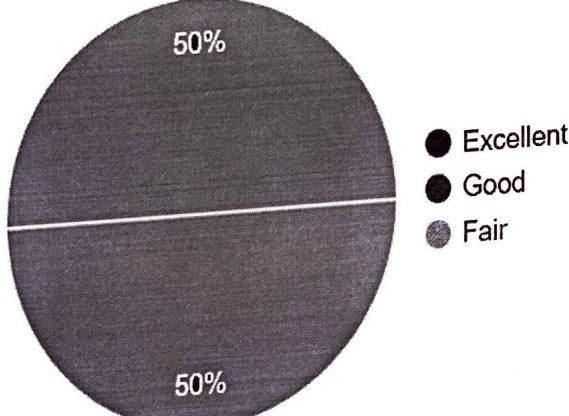
Feedback Analysis	Action Taken
 <p>● Excellent ● Good ● Fair</p>	<p>58.3 % of the employers opined that the Problem solving and communication skills of their employees is excellent. Associations are directed to organize more such programmes to improve these skills among students.</p>



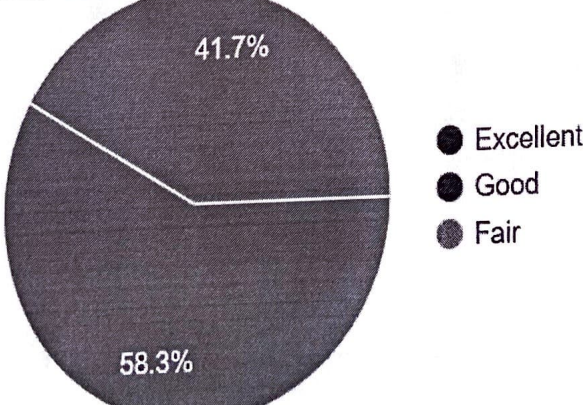
### Inclination to learn new skills

Feedback Analysis	Action Taken
 <p>41.7%</p> <p>58.3%</p> <ul style="list-style-type: none"> <li>● Excellent</li> <li>● Good</li> <li>● Fair</li> </ul>	<p>Majority of the employers state that the inclination to learn new skills among their employees is excellent. Faculties are directed to assign innovative work such as assignments etc. in order to learn new skills.</p>

### Punctuality and discipline


Feedback Analysis	Action Taken
 <p>50%</p> <p>50%</p> <ul style="list-style-type: none"> <li>● Excellent</li> <li>● Good</li> <li>● Fair</li> </ul>	<p>Most of the employers have excellent feedback about the punctuality and discipline of their employees.</p>

### Dedication and sincerity in the workplace

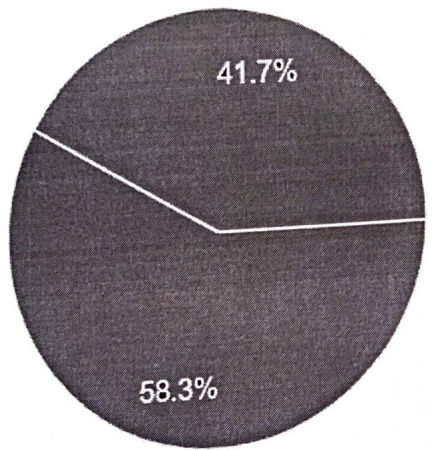
Feedback Analysis	Action Taken
 <p>41.7%</p> <p>58.3%</p> <ul style="list-style-type: none"> <li>● Excellent</li> <li>● Good</li> <li>● Fair</li> </ul>	<p>The dedication and sincerity in the workplace of the employees is found to be good by the employers. Staff members are directed to insist on hard work and sincerity.</p>



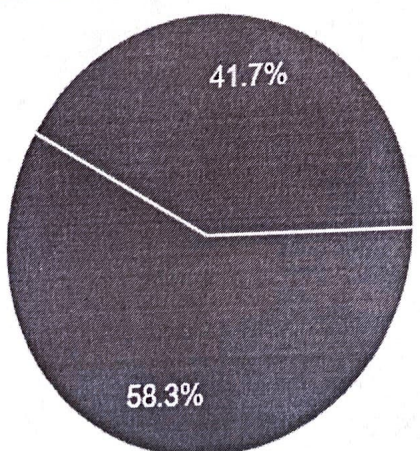
Relationship with peers/seniors/juniors

Feedback Analysis	Action Taken
 <p>A pie chart with two equal halves. The top half is labeled '50%' and the bottom half is labeled '50%'. To the right of the chart is a legend with three items: 'Excellent' (represented by a dark grey circle), 'Good' (represented by a medium grey circle), and 'Fair' (represented by a light grey circle).</p>	<p>Majority of the employers opined that the relationship with peers/seniors/juniors of their employees is excellent. Staff members are directed to assign group work inculcate dynamism and team spirit.</p>

The syllabus has good balance between theory and application

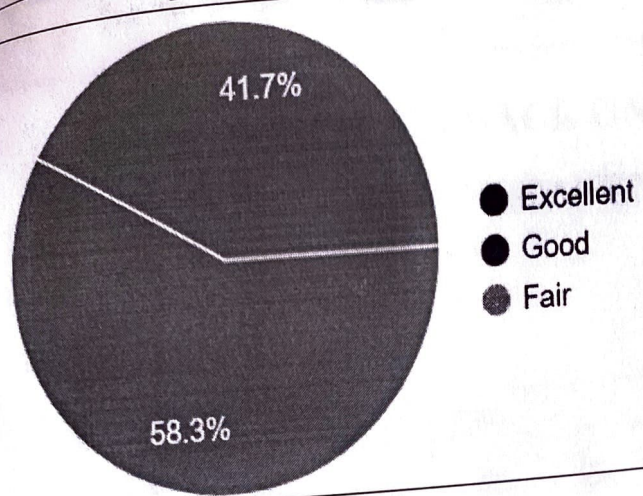
Feedback Analysis	Action Taken
 <p>A pie chart with two segments. The larger segment at the bottom is labeled '58.3%' and the smaller segment at the top is labeled '41.7%'. To the right of the chart is a legend with three items: 'Excellent' (represented by a dark grey circle), 'Good' (represented by a medium grey circle), and 'Fair' (represented by a light grey circle).</p>	<p>Majority of the employers sate that the syllabus has good balance between theory and application. Hence it is decided to continue the practice of organizing several skill enhancement activities, extension activities, organizing fests etc.</p>

Ability to contribute to achieve the goals and objectives of the organisation


Feedback Analysis	Action Taken
 <p>A pie chart with two segments. The larger segment at the bottom is labeled '58.3%' and the smaller segment at the top is labeled '41.7%'. To the right of the chart is a legend with three items: 'Excellent' (represented by a dark grey circle), 'Good' (represented by a medium grey circle), and 'Fair' (represented by a light grey circle).</p>	<p>It is observed that majority of the employers conveyed that the ability to contribute to achieve the goals and objectives of the organisation by their employees is good.</p>



Overall satisfaction with employee's performance

Feedback Analysis	Action Taken								
 <p>A pie chart illustrating the distribution of feedback responses. The chart is divided into two segments: a larger segment representing 'Good' at 58.3% and a smaller segment representing 'Excellent' at 41.7%. There is no visible segment for 'Fair'. A legend to the right of the chart identifies the categories: a solid black circle for 'Excellent', a solid black circle for 'Good', and a solid black circle for 'Fair'.</p> <table border="1"><thead><tr><th>Category</th><th>Percentage</th></tr></thead><tbody><tr><td>Excellent</td><td>41.7%</td></tr><tr><td>Good</td><td>58.3%</td></tr><tr><td>Fair</td><td>0%</td></tr></tbody></table>	Category	Percentage	Excellent	41.7%	Good	58.3%	Fair	0%	<p>Majority of the employers have good opinion on overall satisfaction with employee's performance.</p>
Category	Percentage								
Excellent	41.7%								
Good	58.3%								
Fair	0%								



  
**Principal**  
Shri Dharmasthata Manjunatheshwara  
College of Business Management  
MANGALORE.

# SHRI DHARMASTHALA MANJUNATHESHWARA COLLEGE OF BUSINESS MANAGEMENT

MANGALURU – 575 003 (DAKSHINA KANNADA)

Office : 0824-2494186

NAAC Reaccredited (2017)

Fax : 0824-2494186

Principal : 0824-2496980

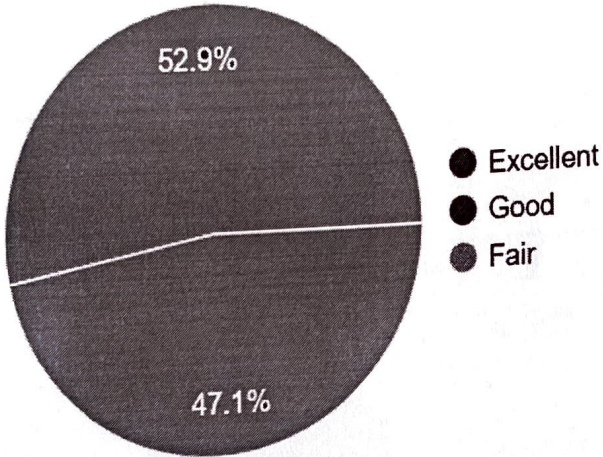
with 'A' Grade

Email : [sdmcmb@sdmcmb.ac.in](mailto:sdmcmb@sdmcmb.ac.in)

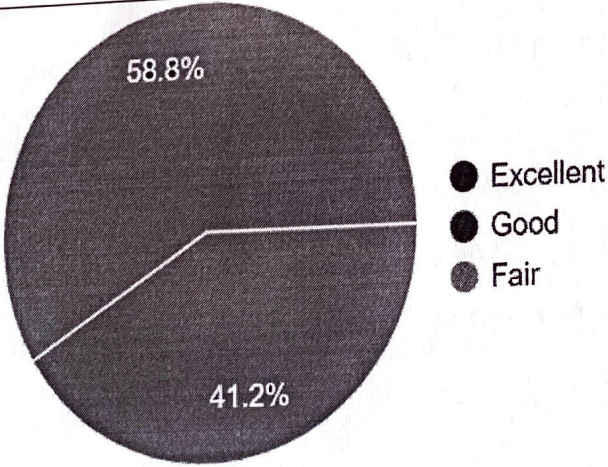
Website : [www.sdm.ac.in](http://www.sdm.ac.in)

## EMPLOYERS FEEDBACK ON CURRICULUM 2021-22 ACTION TAKEN REPORT

### Subject Knowledge

Feedback Analysis	Action Taken
 <p>● Excellent ● Good ● Fair</p>	<p>Majority of the of the employers opined that the subject knowledge of their employees is excellent. In addition to the syllabus prescribed by the affiliating university, college also offers short-term courses in order to inculcate diverse subject knowledge.</p>

### Problem solving and communication skills

Feedback Analysis	Action Taken
 <p>● Excellent ● Good ● Fair</p>	<p>58.8 % of the employers opined that the Problem solving and communication skills of their employees is excellent. Associations are directed to organize more such programmes to improve these skills among students.</p>



**Inclination to learn new skills**


Feedback Analysis	Action Taken
<p>A pie chart titled 'Feedback Analysis' for 'Inclination to learn new skills'. The chart is divided into two segments: a top segment representing 52.9% and a bottom segment representing 47.1%. To the right of the chart is a legend with three entries: 'Excellent' with a black circle, 'Good' with a dark grey circle, and 'Fair' with a light grey circle. The chart segments are shaded in a way that suggests the top segment is 'Excellent' and the bottom is 'Good', though the legend does not explicitly map these colors to the categories.</p>	<p>Majority of the employers state that the inclination to learn new skills among their employees is excellent. Faculties are directed to assign innovative work such as assignments etc. in order to learn new skills.</p>

**Punctuality and discipline**

Feedback Analysis	Action Taken
<p>A pie chart titled 'Feedback Analysis' for 'Punctuality and discipline'. The chart is divided into two segments: a top segment representing 58.8% and a bottom segment representing 41.2%. To the right of the chart is a legend with three entries: 'Excellent' with a black circle, 'Good' with a dark grey circle, and 'Fair' with a light grey circle. The chart segments are shaded in a way that suggests the top segment is 'Excellent' and the bottom is 'Good'.</p>	<p>Most of the employers have excellent feedback about the punctuality and discipline of their employees.</p>

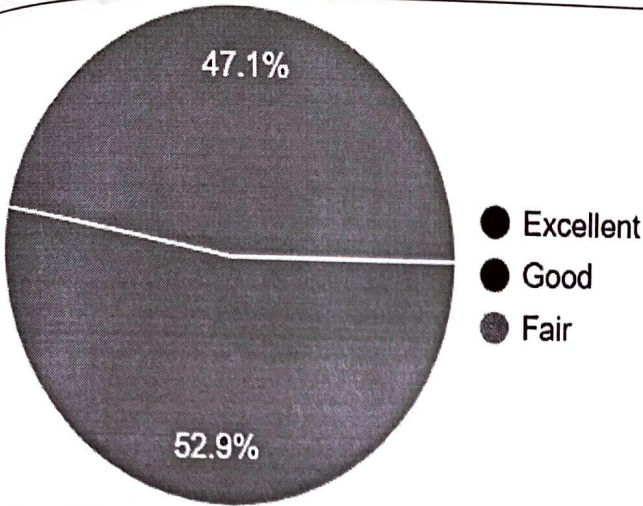
**Dedication and sincerity in the workplace**

Feedback Analysis	Action Taken
<p>A pie chart titled 'Feedback Analysis' for 'Dedication and sincerity in the workplace'. The chart is divided into two segments: a top segment representing 58.8% and a bottom segment representing 41.2%. To the right of the chart is a legend with three entries: 'Excellent' with a black circle, 'Good' with a dark grey circle, and 'Fair' with a light grey circle. The chart segments are shaded in a way that suggests the top segment is 'Excellent' and the bottom is 'Good'.</p>	<p>The dedication and sincerity in the workplace of the employees is found to be good by the employers. Staff members are directed to insist on hard work and sincerity.</p>



### Relationship with peers/seniors/juniors

#### Feedback Analysis

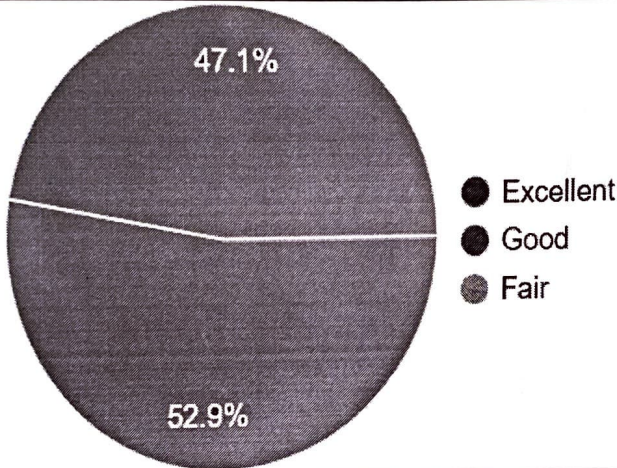


#### Action Taken

Majority of the employers opined that the relationship with peers/seniors/juniors of their employees is excellent. Staff members are directed to assign group work inculcate dynamism and team spirit.

### The syllabus has good balance between theory and application

#### Feedback Analysis

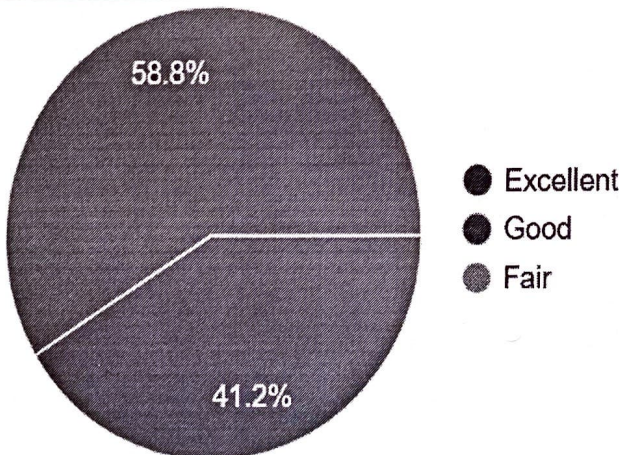


#### Action Taken

Majority of the employers sate that the syllabus has good balance between theory and application. Hence it is decided to continue the practice of organizing several skill enhancement activities, extension activities, organizing fests etc.

### Ability to contribute to achieve the goals and objectives of the organisation

#### Feedback Analysis

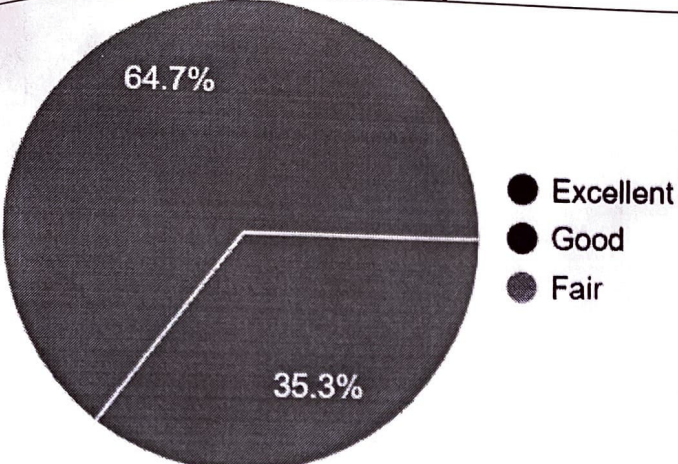


#### Action Taken


It is observed that majority of the employers conveyed that the ability to contribute to achieve the goals and objectives of the organisation by their employees is good.



# Overall satisfaction with employee's performance

Feedback Analysis	Action Taken								
 <p>A pie chart illustrating the distribution of feedback regarding employee performance. The chart is divided into three segments: a large dark grey segment representing 'Excellent' at 64.7%, a smaller medium grey segment representing 'Good' at 35.3%, and a very small light grey segment representing 'Fair' which is not clearly visible. A legend to the right of the chart identifies the categories with colored circles: a dark grey circle for 'Excellent', a medium grey circle for 'Good', and a light grey circle for 'Fair'.</p> <table border="1"><thead><tr><th>Category</th><th>Percentage</th></tr></thead><tbody><tr><td>Excellent</td><td>64.7%</td></tr><tr><td>Good</td><td>35.3%</td></tr><tr><td>Fair</td><td>0%</td></tr></tbody></table>	Category	Percentage	Excellent	64.7%	Good	35.3%	Fair	0%	<p>Majority of the employers have good opinion on overall satisfaction with employee's performance.</p>
Category	Percentage								
Excellent	64.7%								
Good	35.3%								
Fair	0%								



  
Principal  
Shri Dharmasthala Manjunatheshwara  
College of Business Management  
MANGALORE.