



SHRI DHARMASTHALA MANJUNATHESHWARA COLLEGE OF BUSINESS MANAGEMENT

MANGALURU – 575 003 (DAKSHINA KANNADA)

Office : 0824 2494186
Principal : 0824-2496980

NAAC Reaccredited (2023)
with 'A' Grade

Fax : 0824-2494186
Email : sdmcbm@sdmcbm.ac.in
Website : www.sdm.ac.in

STUDENT FEEDBACK ON CURRICULUM 2024-25 ACTION TAKEN REPORT

The current syllabus prescribed by Mangalore University is

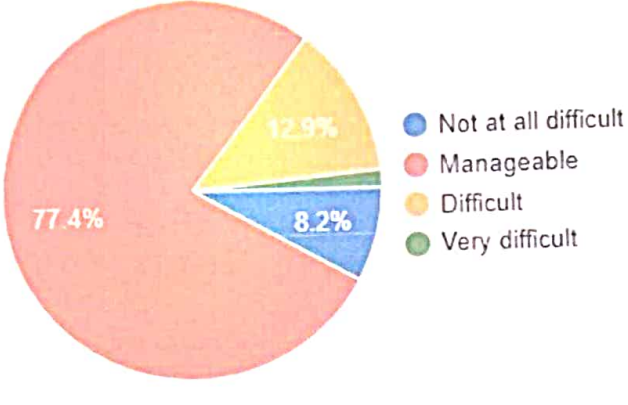
Feedback Analysis	Action Taken								
<p>A pie chart illustrating student feedback on the current syllabus. The chart is divided into three segments: 'Good' (41.8%, yellow), 'Excellent' (34.7%, red), and 'Challenging' (23.5%, blue). A legend to the right of the chart identifies the colors: blue for Challenging, red for Excellent, and yellow for Good.</p> <table border="1"><thead><tr><th>Category</th><th>Percentage</th></tr></thead><tbody><tr><td>Challenging</td><td>23.5%</td></tr><tr><td>Excellent</td><td>34.7%</td></tr><tr><td>Good</td><td>41.8%</td></tr></tbody></table>	Category	Percentage	Challenging	23.5%	Excellent	34.7%	Good	41.8%	23.5 percent of the students opined that the current syllabus prescribed by Mangalore University is challenging and 34.7 percent students opined it is excellent. Faculties are instructed to give assignments to the students to make learning more meaningful.
Category	Percentage								
Challenging	23.5%								
Excellent	34.7%								
Good	41.8%								

The syllabus prescribed by Mangalore University is meeting your expectations

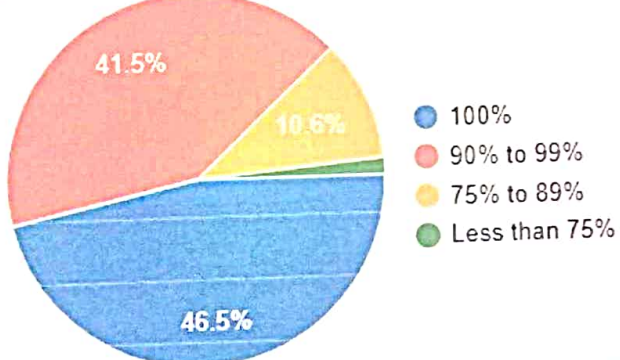
Feedback Analysis	Action Taken						
<p>A pie chart illustrating student feedback on whether the syllabus meets their expectations. The chart is divided into two segments: 'Yes' (84.4%, blue) and 'No' (15.6%, red). A legend to the right of the chart identifies the colors: blue for Yes and red for No.</p> <table border="1"><thead><tr><th>Category</th><th>Percentage</th></tr></thead><tbody><tr><td>Yes</td><td>84.4%</td></tr><tr><td>No</td><td>15.6%</td></tr></tbody></table>	Category	Percentage	Yes	84.4%	No	15.6%	Majority of the students agree that the syllabus prescribed by Mangalore University is meeting their expectations. Faculties are instructed to provide knowledge on current trends.
Category	Percentage						
Yes	84.4%						
No	15.6%						



Is the syllabus prescribed by Mangalore University is conceptually difficult to understand?

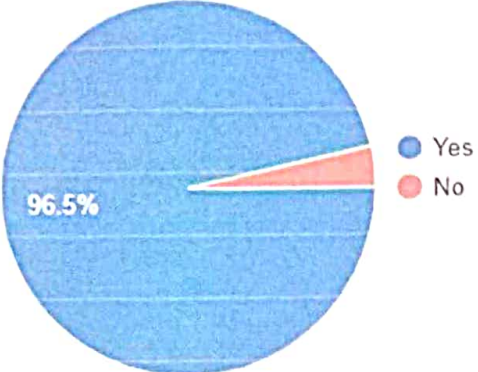
Feedback Analysis	Action Taken										
 <p>A pie chart titled 'Feedback Analysis' showing the following data:</p> <table border="1"> <thead> <tr> <th>Category</th> <th>Percentage</th> </tr> </thead> <tbody> <tr> <td>Manageable</td> <td>77.4%</td> </tr> <tr> <td>Not at all difficult</td> <td>8.2%</td> </tr> <tr> <td>Difficult</td> <td>12.9%</td> </tr> <tr> <td>Very difficult</td> <td>1.5%</td> </tr> </tbody> </table>	Category	Percentage	Manageable	77.4%	Not at all difficult	8.2%	Difficult	12.9%	Very difficult	1.5%	<p>Majority of the students opined that the syllabus prescribed by Mangalore University is manageable. Faculties are instructed to prepare learning material and circulate among the students.</p>
Category	Percentage										
Manageable	77.4%										
Not at all difficult	8.2%										
Difficult	12.9%										
Very difficult	1.5%										

How is the syllabus completed in each semester?

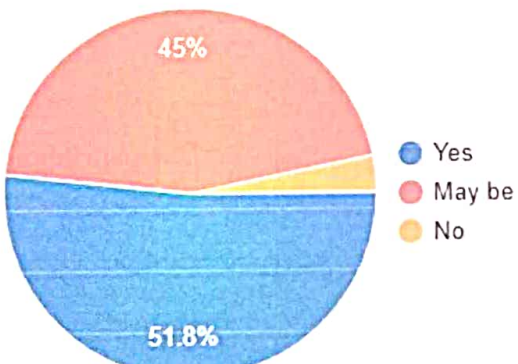
Feedback Analysis	Action Taken										
 <p>A pie chart titled 'Feedback Analysis' showing the following data:</p> <table border="1"> <thead> <tr> <th>Category</th> <th>Percentage</th> </tr> </thead> <tbody> <tr> <td>100%</td> <td>46.5%</td> </tr> <tr> <td>90% to 99%</td> <td>41.5%</td> </tr> <tr> <td>75% to 89%</td> <td>10.6%</td> </tr> <tr> <td>Less than 75%</td> <td>1.4%</td> </tr> </tbody> </table>	Category	Percentage	100%	46.5%	90% to 99%	41.5%	75% to 89%	10.6%	Less than 75%	1.4%	<p>Majority of the students opined that the syllabus completed in each semester is 100 percent. Faculties are informed to take up additional classes and complete the syllabus on time.</p>
Category	Percentage										
100%	46.5%										
90% to 99%	41.5%										
75% to 89%	10.6%										
Less than 75%	1.4%										



Is the prescribed text books given in the syllabus are available in the college library?

Feedback Analysis	Action Taken
 <p>A pie chart with a large blue section representing 'Yes' at 96.5% and a small red section representing 'No' at 3.5%. A legend to the right shows a blue circle for 'Yes' and a red circle for 'No'.</p>	<p>Most of the students agree that the prescribed text books given in the syllabus are available in the college library. If the books are not available, faculty members are informed to consult Librarian to place order.</p>

The syllabus prescribed by Mangalore University is career oriented?

Feedback Analysis	Action Taken
 <p>A pie chart with three sections: a blue section for 'Yes' at 51.8%, a large red section for 'May be' at 45%, and a small yellow section for 'No' at 2.2%. A legend to the right shows a blue circle for 'Yes', a red circle for 'May be', and a yellow circle for 'No'.</p>	<p>51.8 percent of the students agree that the syllabus prescribed by Mangalore University is career oriented. Hence faculty members are informed to conduct career guidance programmes and short term courses.</p>



[Signature]
Principal
 Shri Dharmasthala Manjunatheswarara
 College of Business Management
 MANGALORE



SHRI DHARMASTHALA MANJUNATHESHWARA COLLEGE OF BUSINESS MANAGEMENT

MANGALURU – 575 003 (DAKSHINA KANNADA)

Office : 0824-2494186
Principal : 0824-2496980

NAAC Reaccredited (2023)
with 'A' Grade

Fax : 0824 2494186
Email : sdmcbm@sdmcbm.ac.in
Website : www.sdm.ac.in

STUDENT FEEDBACK ON CURRICULUM 2023-24 ACTION TAKEN REPORT

The current syllabus prescribed by Mangalore University is

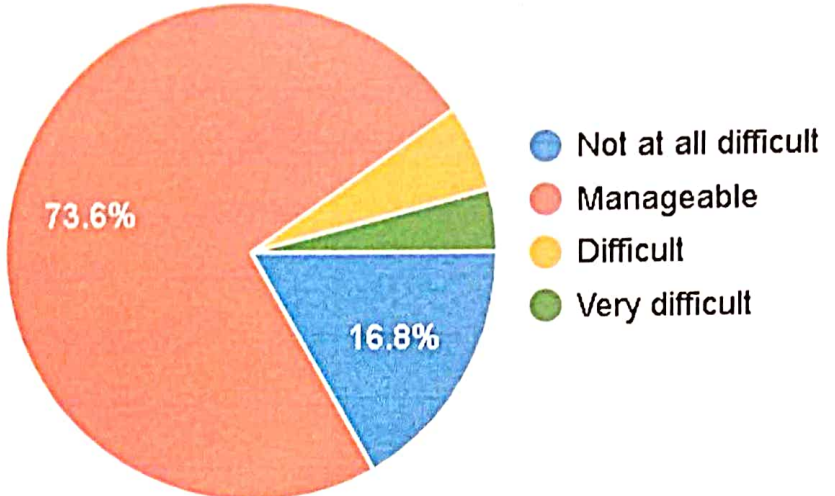
Feedback Analysis	Action Taken								
<p>A pie chart titled 'Feedback Analysis' showing the distribution of student responses. The chart is divided into three segments: a blue segment representing 'Challenging' at 36.8%, a red segment representing 'Excellent' at 33.6%, and a yellow segment representing 'Good' at 29.6%. A legend to the right of the chart identifies the colors: blue for Challenging, red for Excellent, and yellow for Good.</p> <table border="1"><thead><tr><th>Category</th><th>Percentage</th></tr></thead><tbody><tr><td>Challenging</td><td>36.8%</td></tr><tr><td>Excellent</td><td>33.6%</td></tr><tr><td>Good</td><td>29.6%</td></tr></tbody></table>	Category	Percentage	Challenging	36.8%	Excellent	33.6%	Good	29.6%	36.8 percent of the students opined that the current syllabus prescribed by Mangalore University is challenging and 33.6 percent students opined it is excellent. Faculties are instructed to give assignments to the students to make learning more meaningful.
Category	Percentage								
Challenging	36.8%								
Excellent	33.6%								
Good	29.6%								

The syllabus prescribed by Mangalore University is meeting your expectations

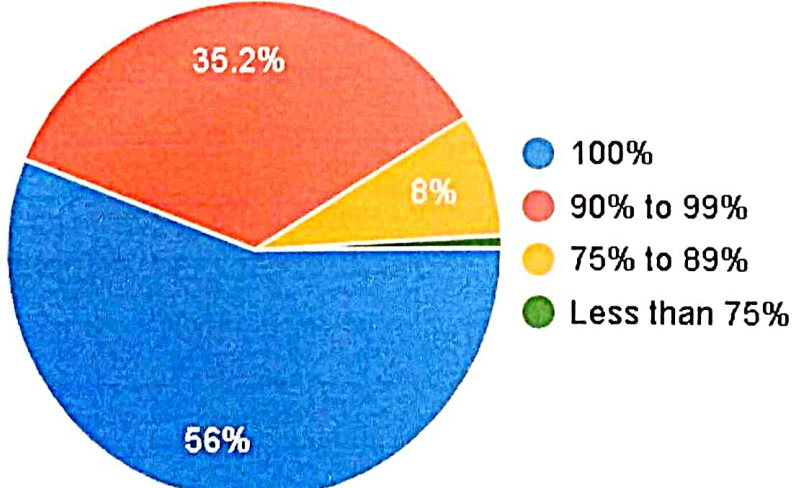
Feedback Analysis	Action Taken						
<p>A pie chart titled 'Feedback Analysis' showing the distribution of student responses regarding syllabus expectations. The chart is divided into two segments: a large blue segment representing 'Yes' at 81.6%, and a smaller red segment representing 'No' at 18.4%. A legend to the right of the chart identifies the colors: blue for Yes and red for No.</p> <table border="1"><thead><tr><th>Category</th><th>Percentage</th></tr></thead><tbody><tr><td>Yes</td><td>81.6%</td></tr><tr><td>No</td><td>18.4%</td></tr></tbody></table>	Category	Percentage	Yes	81.6%	No	18.4%	Majority of the students agree that the syllabus prescribed by Mangalore University is meeting their expectations. Faculties are instructed to provide knowledge on current trends.
Category	Percentage						
Yes	81.6%						
No	18.4%						



Is the syllabus prescribed by Mangalore University is conceptually difficult to understand?

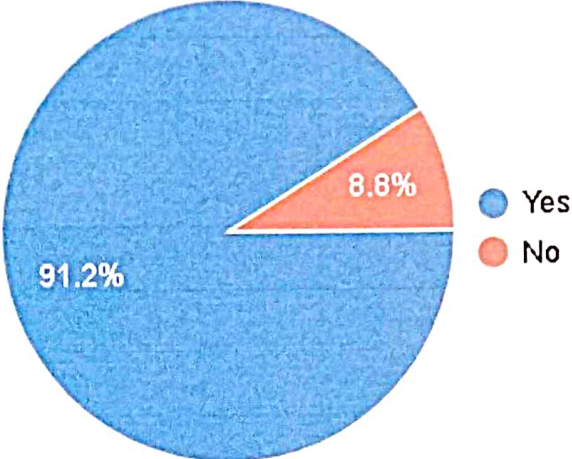
Feedback Analysis	Action Taken
 <p>A pie chart titled 'Feedback Analysis' showing the distribution of responses regarding the difficulty of the syllabus. The largest segment is 'Manageable' at 73.6% (red), followed by 'Not at all difficult' at 16.8% (blue). The remaining segments are 'Difficult' (yellow) and 'Very difficult' (green), which are not explicitly labeled with percentages in the chart.</p> <ul style="list-style-type: none"> ● Not at all difficult ● Manageable ● Difficult ● Very difficult 	<p>Majority of the students opined that the syllabus prescribed by Mangalore University is manageable. Faculties are instructed to prepare learning material and circulate among the students.</p>

How is the syllabus completed in each semester?

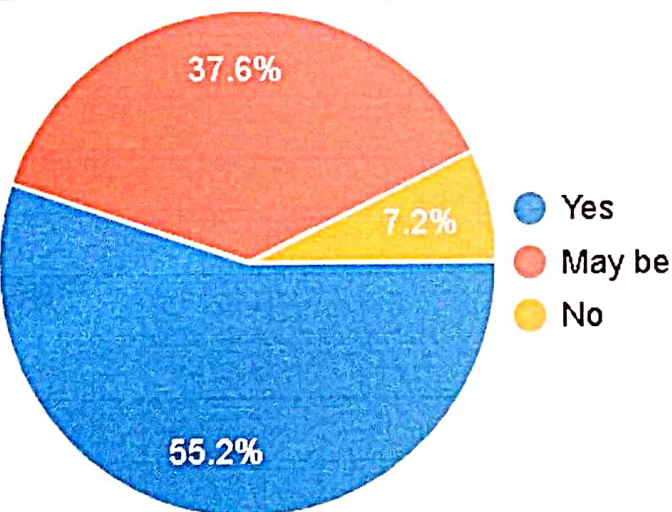
Feedback Analysis	Action Taken
 <p>A pie chart titled 'Feedback Analysis' showing the distribution of responses regarding syllabus completion. The largest segment is '100%' at 56% (blue), followed by '90% to 99%' at 35.2% (red). The remaining segments are '75% to 89%' at 8% (yellow) and 'Less than 75%' (green).</p> <ul style="list-style-type: none"> ● 100% ● 90% to 99% ● 75% to 89% ● Less than 75% 	<p>Majority of the students opined that the syllabus completed in each semester is 100 percent. Faculties are informed to take up additional classes and compete the syllabus on time.</p>



Is the prescribed text books given in the syllabus are available in the college library?

Feedback Analysis	Action Taken
 <p>A pie chart with two segments. A large blue segment represents 'Yes' at 91.2%. A smaller red segment represents 'No' at 8.8%. A legend to the right shows a blue circle for 'Yes' and a red circle for 'No'.</p>	<p>Most of the students agree that the prescribed text books given in the syllabus are available in the college library. If the books are not available, faculty members are informed to consult Librarian to place order.</p>

The syllabus prescribed by Mangalore University is career oriented?

Feedback Analysis	Action Taken
 <p>A pie chart with three segments. A blue segment represents 'Yes' at 55.2%. A red segment represents 'May be' at 37.6%. A small yellow segment represents 'No' at 7.2%. A legend to the right shows a blue circle for 'Yes', a red circle for 'May be', and a yellow circle for 'No'.</p>	<p>55.2 percent of the students agree that the syllabus prescribed by Mangalore University is career oriented. Hence faculty members are informed to conduct career guidance programmes and short term courses.</p>



naives
Principal
Shri Dharmasthala Manjunatheshwara
College of Business Management
MANGALORE.